

INSTALLATION GUIDE

ZKPOS RESTAURANT BACK OFFICE

Version: 3.0.0

Date: 22-06-2019

Software Version: 3.0.0

SYSTEM REQUIREMENTS:

To ensure the best performance using **ZKPOS Restaurant Back Office**, please note the following requirements for hardware and software:

1. Hardware

- Memory – 1 GB (Min)
- Hard Disk Space - 4 GB available (MIN)
- Processor: Processor i5.

2. Software

- Internet Information Service (IIS) 7.5 and Above.
- ASP .NET: ASP .net version 2017.

3. Databases

- If you plan to integrate ZKPOS Restaurant BO with a database, you must have one of the following applications installed.
- Microsoft SQL Server 2012 and above.

4. Internet Access

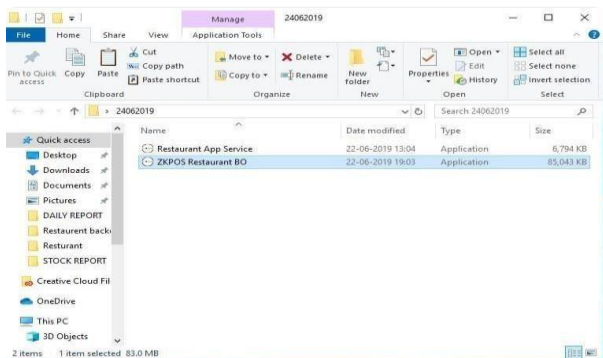
You must need a network connection for working **ZKPOS Restaurant BO**.

1. Installing and Configuring ZKPos Restaurant BO Application:

You must want to install and configure **ZKPos Restaurant exe** on your system.

1.1 To install ZKPOS Restaurant on Your System:

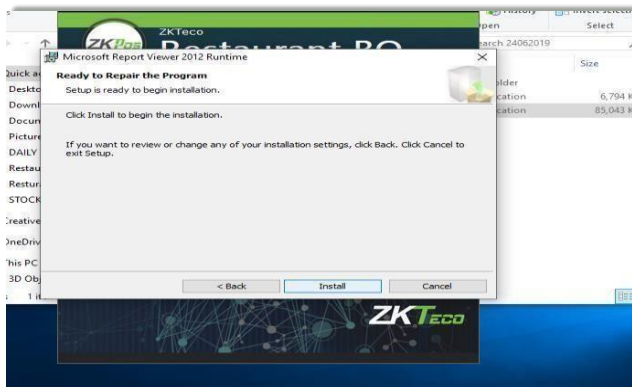
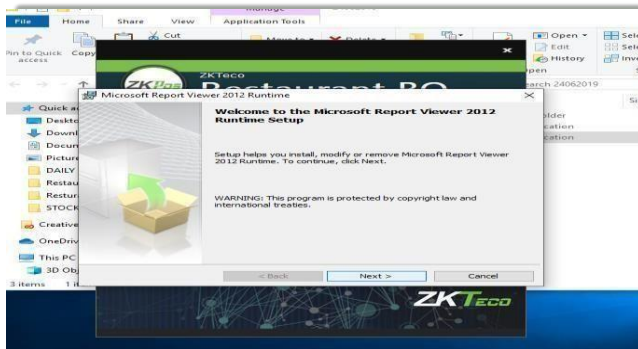
- Uninstall any existing versions of ZKPOS Restaurant Application you have installed.
- locate and **Click the file ZKPOS Restaurant BO.exe**



➤ Double Click on **ZKPOS Restaurant BO**.



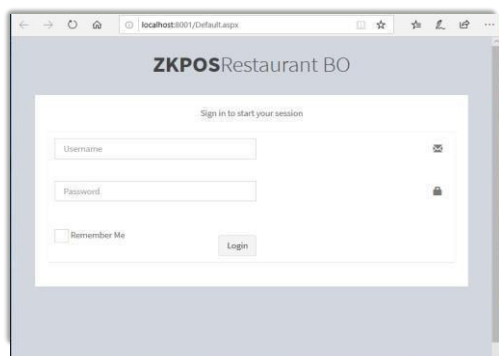
➤ Click **INSTALL** button.



➤ After installation finish Click-**OPEN** button.

1.2 To Configure ZKPOS Restaurant on Your System:

- After installation finishes you have to see **ZKPos Restaurant Back office** icon on the **Home** screen.
- **Open it.**



ZK Building, Wuhe Road, Gangtou, Bantian, Buji Town,
Longgang District, Shenzhen China 518129

Tel: +86 755-89602345

Fax: +86 755-89602394

www.zkteco.com

