

# INSTALLATION GUIDE

## ZKPOS SUPERMARKET BACK OFFICE

---

Version: 2.5.0

Date: 22-06-2019

Software Version: 2.5.0

## SYSTEM REQUIREMENTS:

To ensure the best performance using **ZKPOS Supermarket Back Office**, please note the following requirements for hardware and software:

### 1. Hardware

- Memory – 1 GB (Min)
- Processor:i5
- Ram:4GB(MIN)
- Hard Disk Space - 4 GB available (MIN)

### 2. Software

- ASP .net: ASP .net version 2017 and above.
- Internet Information Service (IIS) 7.5 and Above.

### 3. Databases

- Microsoft SQL Server 2012 and above.

### 4. Internet Access

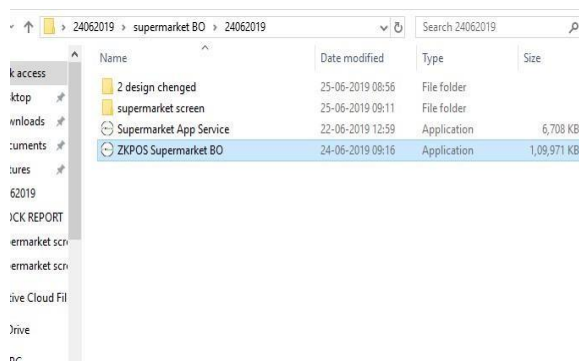
You must need a network connection for working **ZKPOS Supermarket BO**.

# 1. Installing and Configuring ZKPos Supermarket Application:

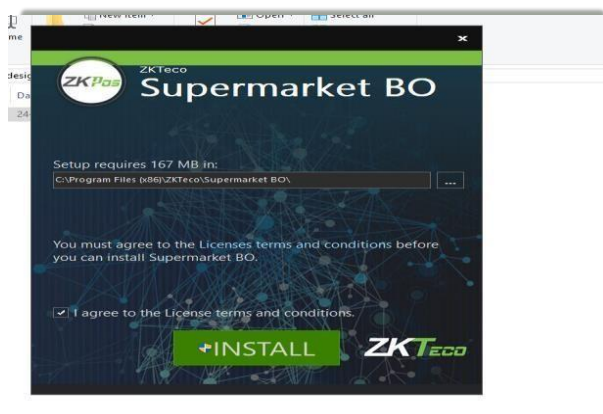
You must want to install and configure **ZKPos Supermarket BO** exe on your system.

## 1.1 To install ZKPOS Supermarket on Your System:

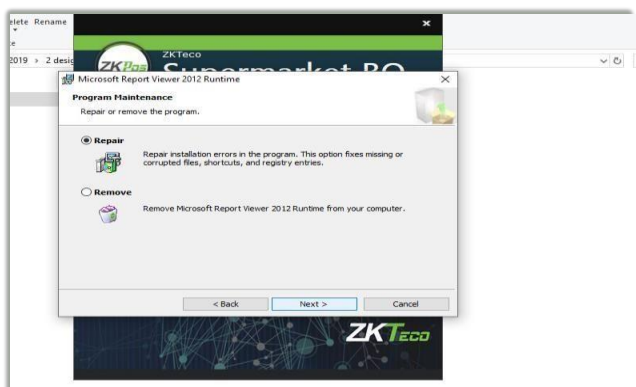
- Uninstall any existing versions of ZKPOS Supermarket Application you have installed.
- locate and **Click the file ZKPOS Supermarket BO.exe**



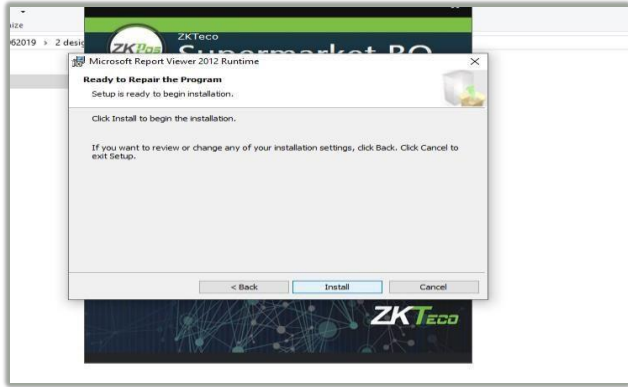
- Double Click on **ZKPOS Supermarket BO**.



- Click **INSTALL** button.



➤ Click Repair Radio button.



➤ Click **INSTALL** button.

## 1.2 To Configure ZKPOS Supermarket on Your System:

- After installation finishes you have to see **ZKPos Supermarket Back office** icon on the **Home** screen.
- **Open it.**
- Enter **USER NAME** and **PASSWORD**

ZK Building, Wuhe Road, Gangtou, Bantian, Buji Town,  
Longgang District, Shenzhen China 518129

Tel: +86 755-89602345

Fax: +86 755-89602394

[www.zkteco.com](http://www.zkteco.com)

