

INSTALLATION GUIDE

ZKPOS SUPERMARKET PRICE CHECKING APP

Version: 1.0.0

Date: 22-06-2019

Software Version: 1.0.0

SYSTEM REQUIREMENTS:

To ensure the best performance using **ZKPOS Price Checking App**, please note the following requirements for hardware and software:

1. Hardware

- Memory – 1 GB (Min)
- Hard Disk Space - 4 GB available (MIN)
- Size of Tab-7 inch.

2. Software

- Android– Android 6.0 and Above.
- Internet Information Service (IIS) 7.5 and Above.

3. Databases

- If you plan to integrate ZKPOS Android Services with a database, you must have one of the following applications installed.
- Microsoft SQL Server 2012 and above.

4. Internet Access

You must need a network connection for working **ZKPOS Android Price Checking App**.

1. Installing and Configuring ZKPos Android Application:

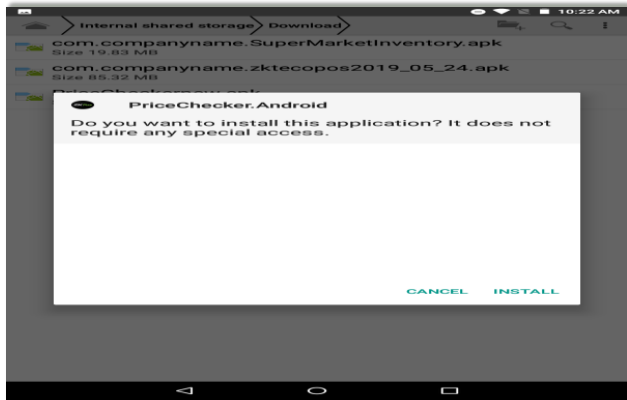
You must want to install and configure **ZKPos Android Apk** on your Mobile phone or Tablet.

1.1 To install ZKPOS Android Price Checking App on Your Phone or Tablet:

- Uninstall any existing versions of **ZKPOS Android Price Checking App** Application you have installed.
- locate and Click the file **PriceChecknew.apk**



➤ Double Click on **PriceChecknew.apk**.

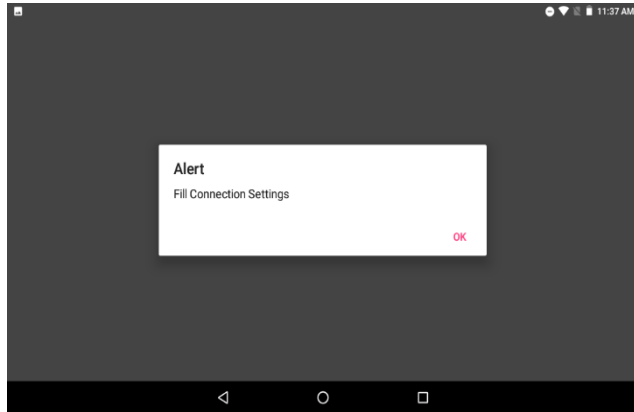


➤ Click **INSTALL** button.



➤ After installation finish Click - **OPEN** button.

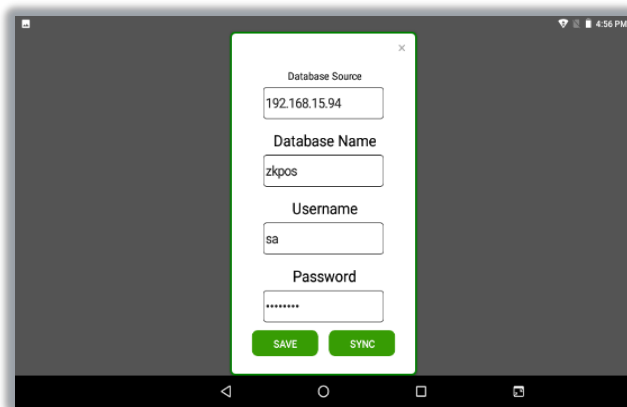
3.2 To Configure ZKPOS Android on Your Phone or Tablet:



➤ After installation finishes you have to see **ZKPos** android application icon on the **Home screen**.

➤ **Open it.**

➤ After opening the ZKPos application on your device you can possibly see an alert "Fill connection Settings".



➤ **Type Database Source.**

➤ **Type Database Name.**

➤ **Type Username.**

➤ **Type Password.**

ZK Building, Wuhe Road, Gangtou, Bantian, Buji Town,
Longgang District, Shenzhen China 518129

Tel: +86 755-89602345

Fax: +86 755-89602394

www.zkteco.com

